

**Project Administrator**  
Gary Steinert  
Regional Supt. of Schools

**Project Coordinator**  
Pat Rhodes

**Parent Educators**  
Sue Austin  
Sterling Dist.#5

Linda Berentes  
East Coloma Dist.#12  
Riverdale Dist.#14  
Montmorency Dist.#145

Sandy Davis  
Rock Falls Dist.#13

Mary Etnyre  
Sterling Dist.#5

Deb Jacobs  
Sterling Dist.#5  
Rock Falls Dist.#13

Laura McCullough  
Prophetstown-Lyndon-  
Tampico Dist.#3  
Morrison Dist. #6

Kathy Wolf  
Erie Dist.#1

**Resource Center Staff**

Sandy Davis  
Laura McCullough  
Merrill School

Nadine Appel  
Wallace Education Center

**Resource Centers and Lending Libraries**

Merrill School  
Wallace Education Center

**Administered By**

Whiteside County Regional  
Superintendent's Office

**Funded By**

State Board of Education  
Erie Dist. #1  
Prophetstown Dist. #3  
Sterling Dist. #5  
Morrison Dist. #6  
East Coloma Dist. #12  
Rock Falls Dist. #13  
Riverdale Dist. #14  
Montmorency Dist. #145

## Whiteside County

# PARENTS AS TEACHERS

1001 West 23rd Street  
Sterling, IL 61081

Office Phone 625-1495  
Library Warm Line 625-6331

A Whiteside County Regional Office of Education Publication

November 2006

### Parents As Teachers Resource Centers and Toy Lending Libraries

The resource centers and toy lending libraries were very busy in October. Many of you brought your children for play time and/or to check-out toys, games, or books to enjoy at home. These are great places to play when the weather does not permit you to be outside. The enclosed calendar lists the days and times the libraries at Merrill and Wallace will be open in November.

If you live in Erie, Morrison, Prophetstown, or Tampico, ask your parent educator about lending library services in your school.

### November Group Meetings

Do you know a family who would like to be part of Parents As Teachers? If so, bringing them to a group meeting in November would be a good way to introduce them to the program.

The parent educators have planned a variety of activities for families this month. Take a few minutes to read the activity page in this newsletter and mark your calendar. You are welcome to attend as many of the group meetings as you like no matter which school district you live in. Our parent/child activities are also a great way to meet new families. Hope to see you all there!

### NEW Early Bird Prekindergarten Classrooms Opening in Sterling and Rock Falls Elementary District 13

Rock Falls Elementary District 13 and Sterling Unit 5 are offering FREE preschool for children ages 3 to 5. Some classes have already begun, but there are still openings available in these and new classes are set to start soon. Sterling will also be offering a bilingual prekindergarten class.

The Sterling classes are located at Wallace Education Center and in Rock Falls at Merrill School.

For more information or to set up a screening for your child, please call Kim Burge at 625-3000.



### Welcome Prekindergarten Families

If you have a child enrolled in one of the prekindergarten programs in Whiteside County, you are invited to attend Parents As Teachers group meetings and borrow items from our toy lending libraries. We will keep you informed of activities through this newsletter. You may call Pat at 625-1495 if you have any questions.

# BUILDING BLOCKS

# BIBLIOMANIA

www.bbicksonline.com

CALENDARIO DE ACTIVIDADES FAMILIARES

## NOVIEMBRE 2006



DOMINGO	LUNES	MARTES	MIÉRCOLES	JUEVES	VERNES	SABADO
<b>5</b> <b>EL ARTE DE LA CREMA DE AFEITAR</b> Pon crema de afeitar sin perfume en un molde para hornear galletas. Diviértete haciendo: ♦ Formas ♦ Dibujos ♦ Círcos ♦ Diseños ♦ Letras ♦ Etc.	<b>6</b> <b>¡QUIÉN ES MÁS ALTO?</b> Menciona a todas las personas que conoces que son más altas que tú. Más bajas.	<b>7</b> <b>A HABLAR</b> Platicuen sobre 2 cosas por las cuales se sienten agradecidos.	<b>8</b> <b>PIÉNSALO</b> ¿Cuáles son todas las cosas que se pueden hacer con una escoba?	<b>9</b> <b>SIGUE AL MONO</b> Jueguen a este juego popular en el cuarto más amplio de su casa o entre los cuartos.	<b>10</b> 	<b>11</b> <b>A LEER</b> Lea un cuento a su hijo/a. Después de leer, pregúntele: ▶ ¿Quién te gustó más en el cuento? ▶ Cuéntame de él/ella. ▶ ¿Qué es la cosa que más te gustó de él/ella?
<b>12</b> <b>CAMINA HACIA ATRÁS</b> Escoge un cuarto. Camina hacia atrás de este cuarto a otro. ¡Que te diviertas! Repite con frecuencia.	<b>13</b> <b>BÚSQUEDA OTONAL</b> Cuando caminas afuera, busca una o dos de estas cosas al mismo tiempo: ■ Ardillas ■ Hojas de colores fuertes ■ Piedras grandes ■ Pájaros en el cielo ■ Nubes ■ Flores de color anaranjado	<b>14</b> 	<b>15</b> 	<b>16</b> <b>A MARCHAR</b> Prende música. Anda marchando al compás de la música.	<b>17</b> <b>MANTELITOS PARA EL DÍA DE GRACIAS</b> Consiga un mantelito de color claro para cada persona que estará en la comida del Día de Gracias. Pídale a su hijo/a que dibuje algo en el mantelito para cada persona. En la comida del Día de Gracias, cada persona puede usar su propio mantelito.	<b>18</b> <b>ME GUSTA</b> Juegue a ME GUSTA con su hijo/a. Ud. dice una cosa que le gusta hacer, como "Me gusta caminar cada día." Luego le toca a su hijo/a decir algo que le gusta hacer. Por ejemplo: "Me gusta jugar con Oscar." Continúen. Es un juego maravilloso para jugar en el coche. Jueguen con frecuencia.
<b>19</b> <b>"BOCADILLO CIRCULAR"</b> Come un pedazo redondo de queso ● Tajadas de pepino ● Anillos de manzana ● Bollos pequeños	<b>20</b> <b>ME GUSTA</b> Juegue a ME GUSTA con su hijo/a. Ud. dice una cosa que le gusta hacer, como "Me gusta caminar cada día." Luego le toca a su hijo/a decir algo que le gusta hacer. Por ejemplo: "Me gusta jugar con Oscar." Continúen. Es un juego maravilloso para jugar en el coche. Jueguen con frecuencia.	<b>21</b> 	<b>22</b> 	<b>23</b> <b>MANTELITOS PARA EL DÍA DE GRACIAS</b> Consiga un mantelito de color claro para cada persona que estará en la comida del Día de Gracias. Pídale a su hijo/a que dibuje algo en el mantelito para cada persona. En la comida del Día de Gracias, cada persona puede usar su propio mantelito.	<b>24</b> <b>ME GUSTA</b> Juegue a ME GUSTA con su hijo/a. Ud. dice una cosa que le gusta hacer, como "Me gusta caminar cada día." Luego le toca a su hijo/a decir algo que le gusta hacer. Por ejemplo: "Me gusta jugar con Oscar." Continúen. Es un juego maravilloso para jugar en el coche. Jueguen con frecuencia.	<b>25</b> <b>"BOCADILLO CIRCULAR"</b> Come un pedazo redondo de queso ● Tajadas de pepino ● Anillos de manzana ● Bollos pequeños
<b>26</b>	<b>27</b>	<b>28</b>	<b>29</b>	<b>30</b>	<b>31</b>	<b>32</b>

# BUILDING BLOCKS

FAMILY ACTIVITY CALENDAR


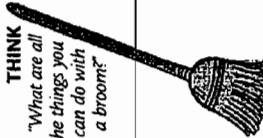





# BLACKBOARD ONLINE

www.blackboardonline.com



## NOVEMBER 2006

SUNDAY MONDAY TUESDAY WEDNESDAY THURSDAY FRIDAY SATURDAY

<p><b>5</b></p> <p><b>SHAVE CREAM SMEAR</b> Put non-scented shaving cream on a cookie sheet. Have fun making</p> <ul style="list-style-type: none"> <li>◆ Shapes</li> <li>◆ Pictures</li> <li>◆ Faces</li> <li>◆ Designs</li> <li>◆ Letters</li> <li>◆ Etc.</li> </ul>	<p><b>6</b></p> <p><b>WHO'S TALLER!</b> Name all the people you know that are taller than you. Shorter.</p> 	<p><b>7</b></p> <p><b>TALK</b> Tell each other 2 things you are thankful for.</p>	<p><b>8</b></p> <p><b>THINK</b> "What are all the things you can do with a broom?"</p> 	<p><b>9</b></p> <p><b>FOLLOW THE LEADER</b> Play this popular game in the biggest room in your home or between rooms.</p> 	<p><b>10</b></p> <p><b>LEEBERS</b> Put 20 or more toothpicks on a cookie sheet. Work together and make letters, numbers, designs, and more.</p> 	<p><b>11</b></p> <p><b>READ</b> Read to your children. After the story/poem, say to your child, "Who did you like best in the story?"</p> <ul style="list-style-type: none"> <li>▼ Tell me about him/her.</li> <li>▼ What was your favorite thing about him/her?"</li> </ul>
<p><b>12</b></p> <p><b>FALL HUNT</b> While out and about look for one or two of these things at a time:</p> <ul style="list-style-type: none"> <li>■ Squirrels</li> <li>■ Colored leaves</li> <li>■ Big rocks</li> <li>■ Birds in the sky</li> <li>■ Clouds</li> <li>■ Orange flowers</li> </ul>	<p><b>13</b></p> <p><b>WALK BACKWARDS</b> Pick a room. Walk backwards from that room to another one. Enjoy often.</p> 	<p><b>14</b></p> <p><b>THANKSGIVING PLACEMATS</b> Get at least one solid light-color placemat for each person coming to Thanksgiving Dinner. Have your child draw a picture on a placemat for each person. At Thanksgiving dinner let each person use his very own mat.</p> 	<p><b>15</b></p> <p><b>MARCH</b> Turn on music. March around to the beat.</p>	<p><b>16</b></p> <p><b>THANKSGIVING PLACEMATS</b> Get at least one solid light-color placemat for each person coming to Thanksgiving Dinner. Have your child draw a picture on a placemat for each person. At Thanksgiving dinner let each person use his very own mat.</p>	<p><b>17</b></p> <p><b>THANKSGIVING PLACEMATS</b> Get at least one solid light-color placemat for each person coming to Thanksgiving Dinner. Have your child draw a picture on a placemat for each person. At Thanksgiving dinner let each person use his very own mat.</p>	<p><b>18</b></p> <p><b>THANKSGIVING PLACEMATS</b> Get at least one solid light-color placemat for each person coming to Thanksgiving Dinner. Have your child draw a picture on a placemat for each person. At Thanksgiving dinner let each person use his very own mat.</p>
<p><b>19</b></p> <p><b>26</b></p> <p><b>Have a "CIRCLE SNACK"</b></p> <ul style="list-style-type: none"> <li>◆ Cucumber slices</li> <li>◆ Cheese rounds</li> <li>◆ Oyster crackers</li> <li>◆ Apple rings</li> <li>◆ Appetizer breads</li> </ul> 	<p><b>20</b></p> <p><b>27</b></p> <p><b>I LIKE TO</b> Play I LIKE TO with your child. You say one thing you like to do, such as "I like to walk everyday." Now it's your child's turn to name something she likes to do. For example, "I like to play with Oscar." Continue. It's a great car game. Play often.</p>	<p><b>21</b></p> <p><b>28</b></p>	<p><b>22</b></p> <p><b>29</b></p>	<p><b>23</b></p> <p><b>30</b></p>	<p><b>25</b></p>	<p><b>25</b></p>

# Helping Your Child Learn in Two Languages ✨

*Many families new to the United States face an important choice. Should their children focus on learning only English? Or should the children also be fluent in their home language? Children who know more than one language often benefit in school and later in life. Also, many parents and grandparents find that talking to older children about important life matters is easier if the children retain their home language skills. Here are some ways that parents have helped young children keep their home language while learning English in school.*

- ✨ **Be aware of skills and habits of mind that are important in any language.**
  - Keep in mind that your preschooler can build good speaking and listening skills and habits when he listens and talks to people who are fluent in any language. In school, he will learn from teachers and peers who know English well. At home, you are the language expert!
  - Talk with your child in your home language every day so she sees you using words and gestures with ease. Express feelings and complex ideas. Tell jokes and funny stories. Let your child see you reading, making lists, and writing notes so she learns how people communicate through print.
  - Help your preschooler count, estimate, compare, measure, and solve problems in your home language so he understands that math concepts are the same in any language.
  - Nurture your child's curiosity about the world around her. Use your home language to help her ask questions, describe things she observes, and make predictions. Being able to do those things will help her in school.
- ✨ **Make your home language the foundation for literacy.**
  - Help your preschooler learn the alphabet and read signs in your home language. That way, he can begin to understand that letters and symbols have meaning.
  - Tell stories or read aloud to your child in your home language. Record yourself reading aloud, so your child can listen independently.
  - Teach your child songs and musical games in your home language.
  - Make books with your child. Your child can dictate stories to you. You might also create fantasy tales or books of true-life family stories. Try making a bilingual dictionary together. Illustrate the books with drawings or magazine cutouts.
- ✨ **Stay in touch with preschool staff.**
  - Let your preschooler's teachers know that you support your child's education at home by reading, writing, and talking with her in the language you know best.
  - If you have time, offer to help out in your child's classroom. You might even try teaching the other children some words and phrases in your home language.
- ✨ **Keep in mind that having a bilingual family is not always easy!**
  - Look for support groups for bilingual families in your area. Arrange playgroups or outings with other families who speak your home language.
  - Help your child to understand that knowing two languages well will be useful to him, even if he now feels some peer pressure to speak only English.
  - Treat language learning as a puzzle your family is working on together.
- ✨ **For related Web resources, see "Helping Your Child Learn in Two Languages" at <http://illinoisearlylearning.org/tips.htm>.**



29 Children's Research Center  
51 Getty Dr. • Champaign, IL 61820-7469  
Telephone: 217-333-1386 • Fax: 217-244-7732  
Toll-free: 877-275-3227 (Voice/TTY)  
Email: [iel@uiuc.edu](mailto:iel@uiuc.edu)  
Internet: <http://illinoisearlylearning.org>

Illinois State Board of Education

# Ayude a su hijo a aprender en dos lenguas ✨

*Muchas familias en los Estados Unidos hacen frente a una decisión importante. ¿Debería su hijo enfocarse solamente en aprender el inglés? ¿O deberían los hijos hablar con fluidez la lengua materna también? Los niños que saben hablar más de una lengua frecuentemente tienen ventajas en la escuela y más tarde en la vida. Además, muchos padres y abuelos han hallado que es más fácil hablar con los niños mayores acerca de cuestiones importantes en la vida si los hijos mantienen la fluidez en la lengua materna. He aquí algunas maneras en las que algunos padres y madres han ayudado a sus hijos pequeños a mantener la lengua materna a la vez de aprender el inglés en la escuela.*

- ✨ **Esté consciente de las habilidades y hábitos mentales que son importantes en cualquier lengua.**
  - Tenga en cuenta que su hijo de edad preescolar puede desarrollar buenas habilidades y hábitos de hablar y escuchar cuando escucha a personas que hablan con fluidez cualquier lengua y conversa con ellas. En la escuela, aprenderá de maestros y compañeros que dominan el inglés. En casa, ¡usted es el perito!
  - Converse con su hijo en su lengua materna todos los días para que lo observe utilizar palabras y gestos con facilidad. Exprese sentimientos e ideas complejas. Cuente chistes y cuentos divertidos. Deje que su hijo lo vea leer, hacer listas y escribir notas para que aprenda cómo la gente se comunica a través de la palabra impresa.
  - Ayude a su hijo preescolar a contar, calcular, comparar, medir y resolver problemas en su lengua materna para que comprenda que los conceptos matemáticos son los mismos en cualquier lengua.
  - Estimule la curiosidad de su hijo acerca del mundo que lo rodea. Utilice su lengua materna para ayudarlo a hacer preguntas, describir las cosas que observa y hacer predicciones. La capacidad de hacer estas cosas ayudará a su hijo en la escuela.
- ✨ **Convierte su lengua materna en el fundamento de la alfabetización.**
  - Ayude a su hijo preescolar a aprender el abecedario y a leer rótulos en su lengua materna. De este modo empezará a entender que las letras y los símbolos tienen significado.
  - Cuénteles cuentos o lea en voz alta a su hijo en su lengua materna. Grábese a sí mismo leyendo para que su hijo pueda escuchar de forma independiente.
  - Enséñele a su hijo canciones y juegos musicales en su lengua materna.
  - Haga libros con su hijo. Su hijo podría dictarle cuentos a usted. Podrían crear también cuentos fantásticos o libros de historias de la vida real de su familia. Intenten hacer juntos un diccionario bilingüe. Ilustren los libros con dibujos o con fotos cortadas de revistas.
- ✨ **Manténgase en contacto con el personal del programa preescolar.**
  - Comunique a los maestros preescolares que usted apoya la formación de su hijo en casa al leer, escribir y hablar con él en la lengua que usted habla mejor.
  - Si tiene tiempo, ofrézcase como voluntario para ayudar en el aula de su hijo. Hasta podría intentar enseñarles a los demás niños algunas palabras o frases de su lengua materna.
- ✨ **Tenga presente que ¡no siempre es fácil tener una familia bilingüe!**
  - Busque grupos de apoyo para familias bilingües en su ciudad. Haga arreglos de grupos de juego o excursiones con otras familias que hablan su lengua materna.
  - Ayude a su hijo a comprender que el dominar dos lenguas le será útil, aun si ahora siente alguna presión de los compañeros hacia hablar solamente el inglés.
  - Trate el aprendizaje de una lengua como un rompecabezas que su familia está colaborando en hacer.

---

English Title: Helping Your Child Learn in Two Languages



29 Children's Research Center  
51 Gerty Dr. • Champaign, IL 61820-7468  
Teléfono: 217-333-1386 • Fax: 217-244-7732  
Gratis: 877-275-3227 (Voz/TTY)  
Email: iel@uiuc.edu  
Internet: <http://illinoisearlylearning.org>

Illinois State Board of Education

Para más páginas de consejos acerca de otros temas, favor de visitar el: <http://illinoisearlylearning.org>

# November Parent and Child Activities

## For All Parents As Teachers and Pre-kindergarten Families

### Come Dance!

**Date:** Friday, November 3  
**Time:** 6:00 - 7:00 p.m.  
**Place:** Erie Early Childhood Annex

Jennifer Bielema, dance instructor from Morrison, will bring students to demonstrate some dances, will lead the children in learning some dance steps, and engage the families in moving in response to music.

Hosted by Kathy Wolf and Erie Prekindergarten.

### Lapsit: Trucks

**Date:** Thursday, November 9  
**Time:** 10:00 - 10:30 a.m.  
**Place:** Rock Falls Public Library  
1007 Seventh Avenue

Lapsit is a playtime designed especially for parents and children ages 1 - 3. You and your toddler will enjoy songs, finger plays, a simple activity, and time to share books.

Sponsored by the Rock Falls Public Library.

### Family Reading Night

**Date:** Tuesday, November 14  
**Time:** 6:30 - 7:30 p.m.  
**Place:** Prophetstown Elementary  
Prekindergarten Room

What fun - a night without T.V. ! We will have lots of books for you and your child to look through and a few other activities to make your evening together enjoyable.

Hosted by Laura McCullough and Prophetstown Prekindergarten Program.

### Family Reading Night

**Date:** Thursday, November 16  
**Time:** 6 - 7 p.m.  
**Place:** Northside Elementary Prekindergarten  
Room - Morrison

What fun - a night without T.V. ! We will have lots of books for you and your child to look through and a few other activities to make your evening together enjoyable.

Hosted by Laura McCullough and Morrison Prekindergarten Program.

### Fun With Science

**Date:** Thursday, November 16  
**Time:** 6:00 - 7:30 p.m.  
**Place:** Rock Falls Public Library

Come and have fun exploring science. See how you can eat nails for breakfast or what happens when you put a raisin in soda! Refreshments will be served.

Hosted by Linda Berentes, Sandy Davis, and Jump Start Prekindergarten Program.

### Dora the Explorer

**Date:** Friday, November 17  
**Time:** 12:00 - 1:00 p.m.  
**Place:** Wallace School Gym - Sterling

Find your way to our fiesta! Come and make Dora friendship bracelets, star pockets, enjoy a book, play games and many other Dora activities.

Hosted by Sue Austin, Mary Etnyre, and Debra Jacobs.

### Christmas Stories at the Library





**Date:** Tuesday, November 28  
**Time:** 6:30 - 7:30 p.m.  
**Place:** Erie Public Library

Join us at the library for story and activity time. Santa will visit, and milk and cookies will be served.

Hosted by Kathy Wolf and Erie Public Library.



# November Toy Lending Library Hours

Sunday	Monday	Tuesday	Wednesday	Thursday	Friday	Saturday
			1	2	3 Wallace Library 9:30-10:30 a.m. Wallace Gym 10:30-11:30 a.m.	4
5	6	7 Merrill Library 9:30-11:30 a.m.	8	9	10 Wallace Library 9:30-10:30 a.m. Wallace Gym 10:30-11:30 a.m.	11 
12 	13	14 Merrill Library 9:30-11:30 a.m.	15	16	17 Wallace Library 9:30-10:30 a.m. Wallace Gym 10:30-11:30 a.m.	18
19	20	21 Merrill Library 9:30-11:30 a.m.	22	23 Thanksgiving Day	24 Thanksgiving Break Library Closed	25
26	27	28 Merrill Library 9:30-11:30 a.m.	29	30		

**CANCELLING YOUR HOME VISIT**

If you should need to cancel your home visit  
due to illness or an emergency,  
please call your parent educator as soon as possible.  
She will gladly reschedule your visit whenever possible.  
If you are not able to reach her at home,  
please call Pat at 625-1495  
and I will try to contact her for you.

Gary J. Steinert  
Regional Superintendent of Schools  
Whiteside County ROE  
1001 West 23rd Street  
Sterling IL 61081

Nonprofit Organization  
U.S. Postage  
Paid  
Morrison, IL 61270  
Permit No. 93

