

Project Administrator
Gary Steinert
Regional Supt. of Schools

Project Coordinator
Pat Rhodes

Parent Educators
Sue Austin
Sterling Dist.#5

Linda Berentes
East Coloma Dist.#12
Riverdale Dist.#14
Montmorency Dist.#145

Sandy Davis
Rock Falls Dist.#13

Mary Etnyre
Sterling Dist.#5

Deb Jacobs
Sterling Dist.#5
Rock Falls Dist.#13

Laura McCullough
Prophetstown-Lyndon-
Tampico Dist.#3
Morrison Dist. #6

Kathy Wolf
Erie Dist.#1

**Resource Center
Staff**

Sandy Davis
Laura McCullough
Merrill School

Nadine Appel
Wallace Education Center

**Resource Centers and
Lending Libraries**
Erie Early Childhood Cntr.
Merrill School
Northside School
Prophetstown Elementary
Tampico Elementary
Wallace Education Center

Administered By
Whiteside County Regional
Superintendent's Office

Funded By
State Board of Education
Erie Dist. #1
Prophetstown Dist. #3
Sterling Dist. #5
Morrison Dist. #6
East Coloma Dist. #12
Rock Falls Dist. #13
Riverdale Dist. #14
Montmorency Dist. #145

Whiteside County

PARENTS AS TEACHERS

1001 West 23rd Street
Sterling, IL 61081

Office Phone 625-1495
Library Warm Line 625-6331

A Whiteside County Regional Office of Education Publication

October 2006

Parents As Teachers Resource Centers and Toy Lending Libraries

The resource centers and toy lending libraries are ready to open the first week of October. You and your children are invited to come for play time and/or to check-out toys, games, or books to enjoy at home. The enclosed calendar lists the days and times the libraries at Merrill and Wallace will be open.

The PAT library at Merrill School is located in room 2. At Wallace, we are now located in rooms 19 and 21 on the second floor.

A family gym time has been scheduled at Wallace each Friday morning from 10:30-11:30 a.m. beginning October 6. There will be a variety of large motor activities and toys available for your use. Children must be accompanied by an adult.

If you live in Erie, Morrison, Prophetstown, or Tampico, ask your parent educator about lending library services in your school.



You Are Invited to Attend These Parent Workshops in October.

Tri-County Opportunities Council Family and Community Learning Conference

Date: Saturday, October 7, 2006

Time: 9:00 a.m. - noon

Place: Wesley United Methodist Church
2200 - 16th Ave. - Sterling

Workshop topics will include discipline, stress, money management, job skills, and more. Lunch will be provided. There is no cost for this workshop and everyone is invited to attend.

Please call TCOC Head Start Program at 625-7830 with questions or to reserve your place.

Erie Early Childhood Program Presents the Early Childhood STEP (Systematic Training for Effective Parenting)

Date: October 12 and 26, 2006

Time: 8:30 - 9:30 a.m.

Place: Erie Elementary School
Science Room

STEP is a practical parenting program which will give you information and skills in seven short sessions. It is designed especially for parents whose children are newborn through age 5.

You'll learn helpful techniques to improve family communication and encourage cooperation, plus effective discipline strategies that promote both self esteem and mutual respect.

There is no cost for this program and everyone is invited to attend. If you should have questions, please call Erie Elementary at 309/659-2239.

Las conferencias entre padres y maestros.

Cómo hablar con el maestro o cuidador de su hijo

Muchos padres y madres se sienten un tanto nerviosos acerca de las conferencias u otras conversaciones con los maestros o cuidadores de su hijo. He aquí algunas sugerencias, aprobados por papás, para ayudar a usted a tener reuniones exitosas con las personas del programa al que asiste su hijo.

- ★ Llegue a conocer a los maestros y a otras personas de la escuela mucho antes de las conferencias.
 - Tenga presente que a la mayoría de los maestros le gusta conocer a los padres y madres, así como a otros familiares.
 - No olvide informar al personal cómo contactar a usted: "Mi esposo trabaja las noches, de modo que llámenme por favor a mi celular durante el día". "Puedo ir a la escuela los jueves por la mañana".
 - Averigüe si el programa ofrece una lista de actividades para los papás. Tal vez usted pudiera desarrollar actividades instructivas en casa u ofrecerse de voluntario para ayudar con la clase de vez en cuando.
 - Averigüe cuándo están programadas las conferencias entre padres y maestros. Entonces, esté atento para recibir las notas que lo inviten a apuntarse para una cita para reunirse con la maestra.
- ★ Programe una cita para reunirse con el maestro, y luego acuda a la cita.
 - Responda oportunamente cuando recibe la nota de la escuela que lo invita a las conferencias.
 - Averigüe de antemano si será buena idea llevar a los niños a las conferencias. Algunos programas ofrecen un cuidado gratuito de los niños mientras sus padres están reuniéndose con los maestros.
 - Si usted sabe que llegará tarde a la cita, llame al maestro para informarlo.
- ★ Esté preparado para hacer preguntas tanto como para contestarlas.
 - Será de esperar que el maestro le cuente muchas cosas acerca de su hijo y que le muestre ejemplares de trabajos que su hijo ha completado durante las clases.
 - Se puede esperar también que el maestro le pida a usted sus ideas, sugerencias y preocupaciones.
- ★ Haga usted también algunas preguntas. He aquí unas sugerencias:
 - *¿Qué hace mi hijo que los sorprende a ustedes?* Esta pregunta puede ayudarlo a enterarse de lo que los maestros esperan de su hijo y en qué se fijan respecto al niño.
 - *¿Es renuente mi hijo a hacer algunas cosas?* Esta pregunta puede iniciar una discusión importante acerca de los intereses y disgustos de su hijo.
 - *¿Cuáles son algunas cosas que le gustaría que mi hijo hiciera?* Aun si su hijo tiene experiencias positivas en la escuela, esta pregunta puede ayudar tanto a usted como al maestro a idear algo nuevo que su hijo pudiera intentar.
 - *¿Qué puedo hacer en casa para apoyar lo que ustedes hacen durante las clases?* Esta pregunta demuestra que usted y su familia se interesan por la instrucción de su hijo. El maestro tal vez le mencione unas ideas buenas para actividades instructivas y divertidas que pueden hacerse en casa.
- ★ Manténgase tranquilo si el maestro cree que su hijo tiene algunas dificultades.
 - Tenga presente que a la mayoría de los maestros le gustaría escuchar las ideas de usted acerca de lo que puede estar pasando. El maestro tal vez también le pida que haga sugerencias acerca de maneras de ayudar a su hijo.
 - No piense que le estén echando la culpa de cualquier problema. Más bien, comuníquese al maestro que usted desea colaborar con el personal a fin de que le vaya bien a su hijo.

(Ciertas porciones de esta Página de consejos se adaptaron del Digest de ERIC, "Conferencias de padres-educadores: Sugerencias para los padres" por Ann-Marie Clark, disponible en: <http://ceep.crc.uiuc.edu/eecearchive/digests/2000/clark00s.html>.)

English Title: Conference Time! Talking with Your Child's Teacher or Caregiver



28 Children's Research Center
51 Gerty Dr. • Champaign, IL 61820-7469
Teléfono: 217-333-1386 • Fax: 217-244-7732
Gratis: 877-275-3227 (Voz/TTY)
Email: io1@uiuc.edu
Internet: <http://illinoisearlylearning.org>

Illinois State Board of Education

Para más páginas de consejos acerca de otros temas, favor de visitar el: <http://illinoisearlylearning.org>

Conference Time!

Talking to Your Child's Teacher or Caregiver



Many parents feel nervous about parent-teacher conferences or other talks with their children's teachers or caregivers. Here are some parent-tested hints to help you have good meetings with the people at your child's program.

- ★ Get to know teachers and other school people long before conferences.
 - Keep in mind that most teachers like to meet parents as well as other family members.
 - Be sure to tell the staff how to reach you: "My spouse has the night shift, so use my cell phone number during the day." "I can come to school Thursday mornings."
 - Find out if the program has a list of activities for parents. Maybe you can do home learning activities or volunteer to help in a classroom from time to time.
 - Find out when the program has parent-teacher conferences. Then watch for the notes inviting you to sign up for a time to meet with the teacher.
- ★ Make and keep your parent-teacher conference appointment.
 - Reply quickly when you get the note from school inviting you to conferences.
 - Find out ahead of time if it's okay to bring children to the conferences. Some programs provide free child care for parents who are attending conferences.
 - If you are running late to your conference, call to let the teacher know.
- ★ Be ready for a two-way conversation.
 - Expect the teacher to tell you many things about your child, and to show you samples of work that your child has done in the program.
 - Expect the teacher to also ask for your ideas, suggestions, and concerns.
- ★ Ask some questions yourself. Here are some suggestions.
 - *What does my child do that surprises you?* This question can help you find out what the teachers expect of your child and what they notice about him.
 - *What is my child reluctant to do?* This question may start an important discussion about your child's interests and dislikes.
 - *What are some things you would like to see my child do?* Even if your child is having a positive school experience, this question may help you and the teacher to think of something new your child could try.
 - *What can I do at home to support what you do in your program?* This question shows your family's concern for your child's education. The teacher may have some good ideas for fun, educational home activities.
- ★ Stay calm if the teacher feels that your child has some difficulties.
 - Keep in mind that most teachers would like to hear your ideas about what may be going on. The teacher may also ask you to suggest some ways to help your child.
 - Don't feel that you are being blamed for any problem. Instead, let the teacher know you want to work with the staff to help things go well for your child.

(Parts of this tip sheet were adapted from the ERIC Digest "Parent Teacher Conferences: Suggestions for Parents" by Ann-Marie Clark, available at <http://ceep.crc.uiuc.edu/eeearchive/digests/1999/clark99.html>.)

- ★ For related Web resources, see "Conference Time! Talking to Your Child's Teacher or Caregiver" at <http://illinoisearlylearning.org/tips.htm>.

Any opinions, findings, conclusions, or recommendations expressed in this tip sheet are those of the author(s) and do not necessarily reflect the views of the Illinois State Board of Education.



28 Children's Research Center
81 Gerty Dr. • Champaign, IL 61820-7469
Telephone: 217-333-1386 • Fax: 217-244-7732
Toll-free: 877-275-3227 (Voice/TTY)
Email: iel@uiuc.edu
Internet: <http://illinoisearlylearning.org>


Illinois State Board of Education

For more tip sheets on other topics, please go to <http://illinoisearlylearning.org>

6/06

cortesía de

BUDDING BLOCKS



CALENDARIO DE ACTIVIDADES FAMILIARES

Octubre 2006

DOMINGO	LUNES	MARTES	MIÉRCOLES	JUEVES	VERNES	SABADO
<p>1</p>	<p>2</p> <p>SEMANA DE PREVENCIÓN DE INCENDIOS</p>	<p>3</p> <p>UNA LÍNEA Traza una línea en la acera. Ponte en ella y nota la distancia que puedes saltar. Intenta varias veces. Marca el salto más largo — más corto.</p>	<p>4</p>	<p>5</p> <p>Jueguen a ¿QUÉ FALTA?</p>	<p>6</p> <p>1. Dígale a su hijo/a que cierre los ojos. 2. En una hoja de papel, dibuje rápido una cara de "jack-o-lantern", dejando sin dibujar un rasgo. 3. Dígale a su hijo: "Abre los ojos. ¿Qué le falta al 'jack-o-lantern'?" 4. Repita con caras diferentes.</p>	<p>7</p> <p>A CANTAR Canten juntos las canciones preferidas de su hijo/a.</p>
<p>8</p>	<p>9</p> <p>A DOBLAR Juntan unas piezas de correo de propaganda. Siéntense juntos a doblar cada pieza hasta lo más pequeño posible.</p>	<p>10</p> <p>17</p>	<p>11</p> <p>¡A PENSAR! ¿Qué es redonda, anaranjada, y a veces tiene cara?</p>	<p>12</p> <p>TU NOMBRE Cuelgue la tarjeta con el nombre de su hijo/a en la parte inferior de la puerta de su cuarto.</p>	<p>13</p> <p>CHEQUEO DEL TIEMPO Pida que su hijo/a haga un "chequeo del tiempo" cada día. ¿Qué debe ponerse para salir afuera?</p> <ul style="list-style-type: none"> * Chaqueta * Suéter * Gorra * Sudadera * Botas * Otras cosas 	<p>14</p> <p>AUTO-RETRATO Mantenga a la mano creyones o marcadores y papel. Anime a su hijo/a a retratarse cuando se siente: ♥ Feliz ♥ Triste</p>
<p>22</p> <p>Jueguen a VEO UNA CALABAZA. Vayan a pasear y jueguen a VEO UNA CALABAZA. ¿Dónde está?</p> <ul style="list-style-type: none"> ⊗ Digan si cada calabaza: ⊗ Es grande o pequeña. ⊗ Tiene raballo o no ⊗ Tiene cáscara lisa o desigual. ⊗ Es sólo anaranjada o tiene otros colores. 	<p>23</p> <p>COLORES 24 Menciona un color. Todos buscan cosas de este color. Digan lo que ven. Vuelvan a jugar con un color distinto.</p>	<p>25</p>	<p>19</p> <p>¿DE QUÉ FORMA ES TU PAN? Después de decir la forma de tu rebanada de pan, busca otras cosas en el cuarto que tengan la misma forma.</p>	<p>20</p> <p>A DOBLAR Juntan unas piezas de correo de propaganda. Siéntense juntos a doblar cada pieza hasta lo más pequeño posible.</p>	<p>21</p> <p>26</p> <p>28</p>	<p>27</p> <p>28</p>

Build'n Blocks

FAMILY ACTIVITY CALENDAR

October 2006

Compliments of:



SUNDAY MONDAY TUESDAY WEDNESDAY THURSDAY FRIDAY SATURDAY

<p>1</p>	<p>2</p> <p>FOLD IT Collect a few pieces of junk mail. Sit together and fold each piece as small as you can.</p>	<p>3</p> <p>DRAW A LINE Draw a line on the sidewalk. Stand on it and see how far you can jump. Try lots of times. Mark your longest jump - Shortest jump.</p>	<p>4</p> <p>THINK! "What is round and orange, and sometimes has a face?"</p>	<p>5</p> <p>WHAT'S MISSING. 1. Have your child cover her eyes. 2. On a piece of paper, quickly draw a jack-o-lantern face, leaving out one facial feature. 3. Say to your child, "Open your eyes - What's missing on the jack-o-lantern?" 4. Repeat with different faces.</p>	<p>6</p> <p>DRAW YOURSELF Have crayons and paper handy.</p>
<p>7</p> <p>PLAY I SEE A PUMPKIN Go for a walk and play I SEE A PUMPKIN. Where are they? Tell if each: ⊗ Is big or small. ⊗ Has a stem or no stem. ⊗ Has smooth or bumpy skin. ⊗ Is all orange or has other colors.</p>	<p>8</p> <p>FIRE PREVENTION WEEK</p>	<p>9</p> <p>YOUR NAME Hang your child's name card low on his bedroom door.</p>	<p>10</p> <p>WEATHER CHECK Let your child do a "weather check" each day. What should she wear if she goes outside? ★ Coat ★ Sweater ★ Hat ★ Sweatshirt ★ Boots ★ Other</p>	<p>11</p> <p>SING Sing your child's favorite songs with her.</p>	<p>12</p> <p>WHAT SHAPE IS YOUR BREAD? After you call out what shape your piece of bread is, look around the room and find other things that are that same shape.</p>
<p>13</p> <p>COLORS Name a color. Everyone look around for things that are the named color. Call out what you see. Play again with a different color.</p>	<p>14</p> <p>HAPPY HALLOWEEN Please be safe!</p>	<p>15</p> <p>17</p>	<p>16</p> <p>18</p>	<p>19</p> <p>20</p>	<p>21</p> <p>22</p>
<p>23</p> <p>24</p>	<p>25</p> <p>26</p>	<p>27</p>	<p>28</p>	<p>29</p>	<p>30</p>

October Parent and Child Activities

For all Parents As Teachers and Pre-kindergarten Families

Fall Fun

Date: Wednesday, October 11
Time: 9:30 - 10:30 a.m.
Place: Merrill Elementary - Room 4
Rock Falls

Fox is worried about his friend, Mr. Tree. He's losing his leaves! Is he sick? Come and find out. After the story we will have craft and snack time.
Hosted by Linda Berentes and Sandy Davis.

¡Damos un Paseo de Otoño!

Fecha: miércoles, el 11 de octubre
Time: 10:00 por la mañana
Place: el Parque de Sinnissippi en **Sterling**

Les invitamos a dar un paseo en el Parque de Sinnissippi en Sterling. Buscaremos muchas cosas de interés y gozaremos un libro juntos y bocadillos también. Si hay lluvia, nos reuniremos el 13 de octubre (el viernes) a la misma hora y fecha. Nos vemos allí.
Anfitrióna Devorah Jacobs.

Lapsit: Clowns

Date: Thursday, October 12
Time: 10:00 - 10:30 a.m.
Place: **Rock Falls** Public Library
1007 Seventh Avenue

Lapsit is a playtime designed especially for parents and children ages 1 - 3. You and your toddler will enjoy songs, finger plays, a simple activity, and time to share books.
Sponsored by the Rock Falls Public Library.

Halloween Craft Night

Date: Thursday, October 12
Time: 6:00 - 7:00 p.m.
Place: **Tampico** Elementary
Prekindergarten Room

Halloween is a time of mystery. Bring the little ones for an evening of fun activities and crafts.
Hosted by Laura McCullough and
Tampico Prekindergarten Program.

Guess What's Here - Fall!

Date: Friday, October 13
Time: 11 a.m. - 12 p.m.
Place: **Morrison** Northside School
Prekindergarten Room

It's that time of year when many changes begin to take place. We will use some outside treasures and create fun activities.
Hosted by Laura McCullough and
Morrison Prekindergarten Program.

Social Stories

Date: Thursday, October 19
Time: 6:00 - 7:00 p.m.
Place: **Erie** Early Childhood Annex

Come make a special book with your child - about your child. Families with preschoolers who are at least 2 years old are the targeted audience.
Hosted by Kathy Wolf and Erie Prekindergarten.

Library Story Hour

Date: Tuesday, October 24
Time: 6:00 - 7:00 p.m.
Place: **Sterling** Public Library - Upstairs




Please join us for the delightful tale, GOING ON A GHOST HUNT. After story time, we will make a craft and have refreshments.
Hosted by Sue Austin and Mary Etnyre.

Library Story Time

Date: Tuesday, October 24
Time: 6:30 - 7:30 p.m.
Place: **Erie** Public Library

Come in costume for a Halloween story night at the library. There will be stories, prizes, snacks, games, and fun!
Hosted by Kathy Wolf and Erie Public Library.

October Toy Lending Library Hours

Sunday	Monday	Tuesday	Wednesday	Thursday	Friday	Saturday
1	2	3 Merrill Library 9:30-11:30 a.m.	4	5	6 Wallace Library 9:30-10:30 a.m. Wallace Gym 10:30-11:30 a.m.	7
8 	9	10 Merrill Library 9:30-11:30 a.m.	11	12	13 Wallace Library 9:30-10:30 a.m. Wallace Gym 10:30-11:30 a.m.	14
15	16	17 Merrill Library 9:30-11:30 a.m.	18	19	20 Wallace Library 9:30-10:30 a.m. Wallace Gym 10:30-11:30 a.m.	21 
22 	23	24 Merrill Library 9:30-11:30 a.m.	25	26	27 Wallace Library 9:30-10:30 a.m. Wallace Gym 10:30-11:30 a.m.	28
29	30	31 Merrill Library 9:30-11:30 a.m.				

Bring A Friend To Play

Do you know a family who would like to be a part of Parents As Teachers? If so, October would be a good time to introduce them to the program by bringing them to a group meeting.

Each fall, we have families leave our program because their youngest child is entering kindergarten, or they have moved out of our program service area. This enables the parent educators to enroll new families. The only requirements for enrollment are that the family lives in a participating school district in Whiteside County and has a child birth to age five. We also will enroll a family who is expecting a child within three months.

Check the enclosed schedule for the dates and locations of group meetings this month.

You may also refer an interested parent by calling Pat at 625-1495.

Gary J. Steinert
Regional Superintendent of Schools
Whiteside County ROE
1001 West 23rd Street
Sterling IL 61081

Nonprofit Organization
U.S. Postage
Paid
Morrison, IL 61270
Permit No. 93

