

Project Administrator
Gary Steinert
Regional Supt. of Schools

Project Coordinator
Pat Rhodes

Parent Educators
Sue Austin
Sterling Dist.#5

Linda Berentes
East Coloma Dist.#12
Riverdale Dist.#14
Montmorency Dist.#145

Sandy Davis
Rock Falls Dist.#13

Mary Etnyre
Sterling Dist.#5
Rock Falls Dist.#13

Deb Jacobs
Sterling Dist.#5

Laura McCullough
Prophetstown-Lyndon-
Tampico Dist.#3
Morrison Dist. #6

Kathy Wolf
Erie Dist.#1

Resource Center Staff

Linda Berentes
Sandy Davis
Laura McCullough
Merrill School

Nadine Appel
Sandy Davis
Deb Jacobs
Wallace Education Center

Resource Centers and Lending Libraries
Erie Early Childhood Cntr.
Merrill School
Northside School
Prophetstown Elementary
Tampico Elementary
Wallace Education Center

Administered By
Whiteside County Regional
Superintendent's Office

Funded By
State Board of Education
Erie Dist. #1
Prophetstown Dist. #3
Sterling Dist. #5
Morrison Dist. #6
East Coloma Dist. #12
Rock Falls Dist. #13
Riverdale Dist. #14
Montmorency Dist. #145

Whiteside County

PARENTS AS TEACHERS

1001 West 23rd Street
Sterling, IL 61081

Office Phone 625-1495
Library Warm Line 625-6331

A Whiteside County Regional Office of Education Publication

March 2006

Preschool Screening

Several elementary schools in Whiteside County will offer free preschool screening for 3 to 5 year olds in March. This is an opportunity for you to find out how your child is progressing in his/her development.

All Whiteside County school districts have prekindergarten programs funded by the Illinois State Board of Education. If you would like your child to be considered for placement in a class next fall, he/she must attend the screening in your district.

March screening dates:

Tampico Elementary - March 10
Call the school at 438-2255 to schedule a screening appointment for your child.

Rock Falls Elementary School District No. 13 - March 13, 14, 15, 16, and 17. Call Dillon School at 625-3356 to schedule a screening for your child.

Erie Community Unit School District No. 1 - March 17, 23, and 24. Call Erie Elementary at 659-2239 to schedule an appointment. Ask for extension 2511 or the early childhood room.



Program Evaluation

The Illinois State Board of Education requires that we evaluate the Whiteside County Parents As Teachers program each year. This information helps us plan next year's program and acquire the necessary funding.

Families receiving home visits will receive a program evaluation form this month from their parent educator. Please take a few minutes during your visit to complete the forms and return them to her. Thanks for your help in gathering this information.



CHILD FAIR

Saturday, March 25


9 a.m. to 1 p.m.

**Sauk Valley
Community College**

**KidCare
Furry Friends Petting Zoo
Rockets and Bubbles
Door Prizes**

Free Admission

Helping Your Child Learn in Two Languages



Many families new to the United States face an important choice. Should their children focus on learning only English? Or should the children also be fluent in their home language? Children who know more than one language often benefit in school and later in life. Also, many parents and grandparents find that talking to older children about important life matters is easier if the children retain their home language skills. Here are some ways that parents have helped young children keep their home language while learning English in school.

- ★ **Be aware of skills and habits of mind that are important in any language.**
 - Keep in mind that your preschooler can build good speaking and listening skills and habits when he listens and talks to people who are fluent in any language. In school, he will learn from teachers and peers who know English well. At home, you are the language expert!
 - Talk with your child in your home language every day so she sees you using words and gestures with ease. Express feelings and complex ideas. Tell jokes and funny stories. Let your child see you reading, making lists, and writing notes so she learns how people communicate through print.
 - Help your preschooler count, estimate, compare, measure, and solve problems in your home language so he understands that math concepts are the same in any language.
 - Nurture your child's curiosity about the world around her. Use your home language to help her ask questions, describe things she observes, and make predictions. Being able to do those things will help her in school.
- ★ **Make your home language the foundation for literacy.**
 - Help your preschooler learn the alphabet and read signs in your home language. That way, he can begin to understand that letters and symbols have meaning.
 - Tell stories or read aloud to your child in your home language. Record yourself reading aloud, so your child can listen independently.
 - Teach your child songs and musical games in your home language.
 - Make books with your child. Your child can dictate stories to you. You might also create fantasy tales or books of true-life family stories. Try making a bilingual dictionary together. Illustrate the books with drawings or magazine cutouts.
- ★ **Stay in touch with preschool staff.**
 - Let your preschooler's teachers know that you support your child's education at home by reading, writing, and talking with her in the language you know best.
 - If you have time, offer to help out in your child's classroom. You might even try teaching the other children some words and phrases in your home language.
- ★ **Keep in mind that having a bilingual family is not always easy!**
 - Look for support groups for bilingual families in your area. Arrange playgroups or outings with other families who speak your home language.
 - Help your child to understand that knowing two languages well will be useful to him, even if he now feels some peer pressure to speak only English.
 - Treat language learning as a puzzle your family is working on together.
- ★ **For related Web resources, see "Helping Your Child Learn in Two Languages" at <http://illinoisearlylearning.org/tips.htm>.**



29 Children's Research Center
51 Gerty Dr. • Champaign, IL 61820-7489
Telephone: 217-333-1386 • Fax: 217-244-7732
Toll-free: 877-278-3227 (Voice/TTY)
Email: iel@uiuc.edu
Internet: <http://illinoisearlylearning.org>

Illinois State Board of Education

Ayude a su hijo a aprender en dos lenguas

Muchas familias en los Estados Unidos hacen frente a una decisión importante. ¿Debería su hijo enfocarse solamente en aprender el inglés? ¿O deberían los hijos hablar con fluidez la lengua materna también? Los niños que saben hablar más de una lengua frecuentemente tienen ventajas en la escuela y más tarde en la vida. Además, muchos padres y abuelos han hallado que es más fácil hablar con los niños mayores acerca de cuestiones importantes en la vida si los hijos mantienen la fluidez en la lengua materna. He aquí algunas maneras en las que algunos padres y madres han ayudado a sus hijos pequeños a mantener la lengua materna a la vez de aprender el inglés en la escuela.

- ★ **Esté consciente de las habilidades y hábitos mentales que son importantes en cualquier lengua.**
 - Tenga en cuenta que su hijo de edad preescolar puede desarrollar buenas habilidades y hábitos de hablar y escuchar cuando escucha a personas que hablan con fluidez cualquier lengua y conversa con ellas. En la escuela, aprenderá de maestros y compañeros que dominan el inglés. En casa, ¡usted es el perito!
 - Converse con su hijo en su lengua materna todos los días para que lo observe utilizar palabras y gestos con facilidad. Expresé sentimientos e ideas complejas. Cuente chistes y cuentos divertidos. Deje que su hijo lo vea leer, hacer listas y escribir notas para que aprenda cómo la gente se comunica a través de la palabra impresa.
 - Ayude a su hijo preescolar a contar, calcular, comparar, medir y resolver problemas en su lengua materna para que comprenda que los conceptos matemáticos son los mismos en cualquier lengua.
 - Estimule la curiosidad de su hijo acerca del mundo que lo rodea. Utilice su lengua materna para ayudarlo a hacer preguntas, describir las cosas que observa y hacer predicciones. La capacidad de hacer estas cosas ayudará a su hijo en la escuela.
- ★ **Convierte su lengua materna en el fundamento de la alfabetización.**
 - Ayude a su hijo preescolar a aprender el abecedario y a leer rótulos en su lengua materna. De este modo empezará a entender que las letras y los símbolos tienen significado.
 - Cuénteles cuentos o lea en voz alta a su hijo en su lengua materna. Grábese a sí mismo leyendo para que su hijo pueda escuchar de forma independiente.
 - Enséñele a su hijo canciones y juegos musicales en su lengua materna.
 - Haga libros con su hijo. Su hijo podría dictarle cuentos a usted. Podrían crear también cuentos fantásticos o libros de historias de la vida real de su familia. Intenten hacer juntos un diccionario bilingüe. Ilustren los libros con dibujos o con fotos cortadas de revistas.
- ★ **Manténgase en contacto con el personal del programa preescolar.**
 - Comunique a los maestros preescolares que usted apoya la formación de su hijo en casa al leer, escribir y hablar con él en la lengua que usted habla mejor.
 - Si tiene tiempo, ofrézcase como voluntario para ayudar en el aula de su hijo. Hasta podría intentar enseñarles a los demás niños algunas palabras o frases de su lengua materna.
- ★ **Tenga presente que ¡no siempre es fácil tener una familia bilingüe!**
 - Busque grupos de apoyo para familias bilingües en su ciudad. Haga arreglos de grupos de juego o excursiones con otras familias que hablan su lengua materna.
 - Ayude a su hijo a comprender que el dominar dos lenguas le será útil, aun si ahora siente alguna presión de los compañeros hacia hablar solamente el inglés.
 - Trate el aprendizaje de una lengua como un rompecabezas que su familia está colaborando en hacer.

English Title: Helping Your Child Learn in Two Languages



29 Children's Research Center
81 Gerty Dr. • Champaign, IL 61820-7469
Teléfono: 217-333-1386 • Fax: 217-244-7732
Gratis: 877-278-3227 (Voz/TTY)
Email: iel@uiuc.edu
Internet: <http://illinoisearlylearning.org>

Illinois State Board of Education

Para más páginas de consejos acerca de otros temas, favor de visitar el: <http://illinoisearlylearning.org>



Making friends

Friends are important to all of us, and even though your child may be quite small, he is already forming the foundations for friendships.

BABIES

From birth, your baby prefers to look at human faces more than any other pattern. Forget Pooh — your baby wants to look at YOU! She enjoys cooing and taking turns “talking” with you and others who make eye contact with her. She is already expressing her desire to interact with people. Around 7 or 8 months, your baby may begin to react to strangers. She has formed a secure attachment with you, and has begun to realize that not everyone, no matter how friendly, will love her and provide for her needs in the same way you do. The attachment you build with your baby provides the model for the relationships and friendships she will have throughout her life.

TODDLERS

During the toddler years you may think your child will never have a friend. Toddlers often struggle with other children over possessions. They enjoy playing alongside, but not with, others. Don't worry! Your little one is still building skills for forming friendships. Your child looks to you to be his “home base” as he explores. He'll look back at you for reassurance and encouragement when he approaches other children. This is a good time to arrange short “play dates” or on-going play groups. Have plenty of toys for everyone and keep the time short so toddlers' emerging social skills are not over extended. When you play alongside toddlers, you model how to be a friend.

PRESCHOOLERS

The preschool years are a time when friendships really bloom. Your child enjoys playing with others, and can play cooperatively for longer periods of time. Your



preschooler's pretend play is often about relationships as she and her playmates explore what it means to be a friend. Preschoolers are increasingly able to work out conflicts, although they will sometimes need your help to manage their emotions. Your child becomes more able to take the perspective of others, and can be very sympathetic toward someone who is hurt or sad. You can encourage your child when you see her being caring and helpful. Your gentle praise will help her learn how to treat others. Provide lots of opportunity for play with friends in the preschool years. It is a time when first friendships develop.

PARENTS

Don't forget that you need friends too! Caring for young children is challenging and requires a lot of energy. Make opportunities to get together with your friends, with and without your children. Participate in your Parents as Teachers *Born to Learn*[™] program's group meetings to meet other parents with young children. Learning and socializing together is an enjoyable way to make new friends. ❖



Haciendo amigos

Los amigos son importantes para todos nosotros, aún cuando su hijo sea bastante pequeño, ya está estableciendo los cimientos para las amistades.

BEBÉS

Desde el nacimiento, su bebé prefiere mirar los rostros humanos más que a ninguna otra cosa. Olvídense de Pooh, ¡su bebé quiere verlo a USTED! Le gusta balbucear y turnarse al "hablar" con usted y los demás que establecen contacto visual con él. Ya manifiesta su deseo de interactuar con las personas. Alrededor de los 7 u 8 meses, su bebé puede comenzar a reaccionar a las personas extrañas. Ha establecido un apego sólido con usted y ha comenzado a darse cuenta que no todas las personas, sin importar lo simpáticas que sean, lo querrán y satisfacen sus necesidades de la misma forma que usted lo hace. El apego que establece con su bebé proporciona un ejemplo de las relaciones y amistades que tendrá el resto de su vida.

NIÑOS PEQUEÑOS

Es posible que durante los primeros años piense que su hijo nunca tendrá un amigo. Los niños pequeños a menudo tienen dificultad para compartir sus pertenencias con los demás niños. Les gusta jugar en paralelo pero no con los demás. ¡No se preocupe! Su pequeño todavía está adquiriendo las habilidades necesarias para establecer amistades. Usted es la "referencia" para su hijo a medida que explora. Buscará que le transmita su seguridad y aliento cuando se encuentra con otros niños. Éste es un buen momento para programar "invitaciones para jugar con otros niños" durante un período breve o asistir a grupos de juego. Tenga suficientes juguetes para todos y limite la duración del rato de juego para que las habilidades sociales emergentes de los niños pequeños no se vean demasiado exigidas. Cuando juega junto a los niños pequeños, usted proporciona ejemplos de cómo ser un amigo.



PREESCOLARES

Durante los años preescolares florecen las amistades. A su hijo le gusta jugar con los demás y puede hacerlo en forma colaboradora por períodos de tiempo más largos. El juego de simulación de su preescolar se trata a menudo de las relaciones, a medida que él y sus compañeros de juego exploran lo que significa ser un amigo. Los preescolares cada vez son más capaces de resolver conflictos, aunque a veces necesitarán de su ayuda para manejar sus emociones. Su hijo adquiere más capacidad para ver las cosas desde la perspectiva de los otros y puede ser comprensivo hacia alguien que se haya lastimado o esté triste. Usted puede animar a su hijo cuando vea que él intenta ser cariñoso y colaborador. Sus elogios le ayudarán a aprender cómo tratar a los demás. Ofrezca muchas oportunidades para jugar con amigos en los años preescolares. Es un momento en que se desarrollan las primeras amistades.

PADRES

¡No se olvide que usted también necesita amigos! Cuidar de niños pequeños es un gran desafío que requiere de una gran cantidad de energía. Busque oportunidades para reunirse con sus amigos, ya sea con o sin sus hijos. Participe en las reuniones de grupo del programa Parents as Teachers para conocer a otros padres con hijos pequeños. Aprender y socializar juntos es una forma muy agradable de hacer nuevos amigos.

March Parent and Child Activities

For all Parents As Teachers and Pre-kindergarten Families

Yummy in My Tummy

Date: Friday, March 3
Time: 10 - 11 a.m.
Place: Prophetstown Elementary
Prekindergarten Room

Starting early with healthy eating habits is very important. Come and sample some snacks you can make at home that are yummy and good for you.

Hosted by Laura McCullough and the Prophetstown Prekindergarten Program

Lapsit: Dinosaurs

Date: Thursday, March 9
Time: 10:00 - 10:30 a.m.
Place: Rock Falls Public Library
1007 Seventh Avenue

Lapsit is a playtime designed especially for parents and children ages 1 - 3. You and your toddler will enjoy songs, finger plays, a simple activity, and time to share books.

Sponsored by the Rock Falls Public Library.

I Ain't Gonna Paint No More

Date: Tuesday, March 14
Time: 12:30 - 1:30 p.m.
Place: Merrill Elementary School Room 4
Rock Falls

Join us for a delightful story of one creative kid who floods his world with color! We will be painting with brushes, sponges, hands, and feet. Please dress in play clothes.

Hosted by Mary Etnyre, Linda Berentes and Sandy Davis

The Jugglers are Coming!

Date: Thursday, March 16
Time: 6:30 - 7:30 p.m.
Place: Wallace Education Center Gym
Sterling

Jugglers are coming to share their skills and show the children how juggling works. A fun-filled evening for the entire family. Refreshments will be served.

Hosted by Deb Jacobs and Sue Austin

Los Malabaristas Vienen!

Fecha: 16 de marzo, el jueves
Hora: 6:30 - 7:30 por la noche
Lugar: el gimnasio en la escuela Wallace
506 W. 4th Street, Sterling

Los malabaristas vienen en el marzo para una hora de diversion y aprendizaje por toda la familia. Como siempre tendremos refrescos tambien.

Anfitrionas: Devorah Jacobs and Sue Austin

Parent Workshop Eating Healthy As A Family

Date: Tuesday, March 21
Time: 6 - 7 p.m.
Place: Northside School Lunchroom
Morrison

Do you have a picky eater in your home? Teresa Smith from CGH Medical Center will be here to discuss the importance of eating together, healthy snacks, exercise, and the picky eater. Childcare will be provided. **To reserve a spot for you and your child, call Northside School at 815/772-2153 by March 17.**

Hosted by Laura McCullough and the Morrison Prekindergarten Program

Story Night at the Library




Date: Tuesday, March 28
Time: 6:30 - 7:30 p.m.
Place: Erie Public Library
Lower level meeting room

Easter will be our theme for this month's story time at the library. Bring the kids for an evening of reading and activities.

Hosted by Kathy Wolf and the Erie Public Library



March Toy Lending Library Hours

Sunday	Monday	Tuesday	Wednesday	Thursday	Friday	Saturday
			1	2	3 Wallace Library 9:00-10:00 a.m. Wallace Gym 10:00-11:00 a.m.	4
5	6	7 Merrill Library 9:00-11:00 a.m.	8	9	10 Wallace Library 9:00-10:00 a.m. Wallace Gym 10:00-11:00 a.m.	11
12	13	14 Merrill Library 9:00-11:00 a.m.	15	16	17 Wallace Library 9:00-10:00 a.m. Wallace Gym 10:00-11:00a.m.	18 
19	20	21 Merrill Library 9:00-11:00 a.m.	22	23	24 Wallace Library 9:00-10:00 a.m. Wallace Gym 10:00-11:00 a.m.	25
26 	27	28 Merrill Library 9:00-11:00 a.m.	29	30	31 Wallace Library 9:00-10:00 a.m. Wallace Gym 10:00-11:00 a.m.	



Oh, the weather outside is frightful...

When the schools are closed due to bad weather, all Parents As Teachers activities will be cancelled, and the toy lending libraries will be closed. If you should have questions about any of our scheduled activities, please call your parent educator at home or Pat at 625-1495.

Gary J. Steinert
Regional Superintendent of Schools
Whiteside County ROE
1001 West 23rd Street
Sterling IL 61081

Nonprofit Organization
U.S. Postage
Paid
Morrison, IL 61270
Permit No. 93

